



David Weeks Studio

Taking cues from traditional modernism and machine age production, David Weeks has created a distinctly timeless lighting collection.

Imaginative, sculptural sketches combine with expressive beauty to create crisp, modern forms. Every fixture is made to order by skilled artisans using industrial processes which defy traditional manufacturing techniques.





No 428

SARUS MOBILE

With the Sarus Collection, David Weeks conjures an unpredictable and commanding presence of graceful arcs and sweeping expanse. Taking its name from the large flying cranes, the Sarus Mobile features two

different-size shades and is carefully balanced. This fixture is available in two, three and four tiers at set sizes.

FRAME & HARDWARE

Chrome plated steel

SHADES

Powder coated aluminum

CABLE BOXES

Chrome plated steel

CEILING MOUNT

Powder coated steel to match shade color.

SHADE COLOR

● Black

● Ivory

● Pewter

Custom colors available at additional cost.

LAMP

US/Canada: T10 tubular 60W max
Europe: Osram Halolux Ceram
E27 base, 60 watt max

WATTAGE

240 to 480 watts

WEIGHT

18 lbs / 8 kg or less

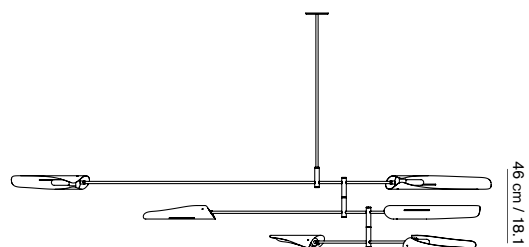
REMARKS

Please note: due to length of tiers, a natural arc occurs on longest tiers. This is intended in the design of the fixture.

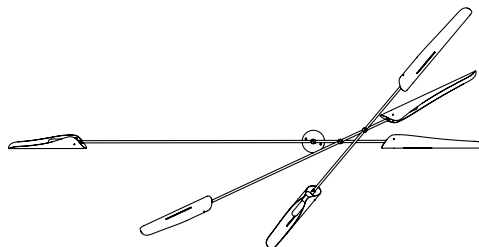
Available in 2, 3 or 4 tiers.

Specify number of tiers. Specify drop length. Fixture cannot be customized, except for color.

270 cm / 106"



270 cm / 106"



DIMENSIONS

Tier 1: 337 cm / 132.5"

Tier 2: 270 cm / 106"

Tier 3: 208 cm / 82"

Tier 4: 175 cm / 69"

Ceiling mount: 13 cm / 5"

136 cm / 53.5"

No 310



SARUS STANDING LAMP

The Sarus takes its name from the large flying cranes and conjures an unpredictable and commanding presence of arcs and sweeping expanse.

With a "wingspan" of nearly seven feet, the Sarus Standing Lamp is as much sculpture as functional object.

FRAME

Chrome plated steel

SHADES

Powder coated aluminum

SHADE COLOR

● Black

● Ivory

● Pewter

Custom colors available at additional cost.

LAMP

US/Canada: T10 frost tubular
60W max

Europe: Osram Halolux Ceram
E27 base, 230v, 60 watt max

WATTAGE

120 watts

WEIGHT

25 lbs / 11 kg

REMARKS

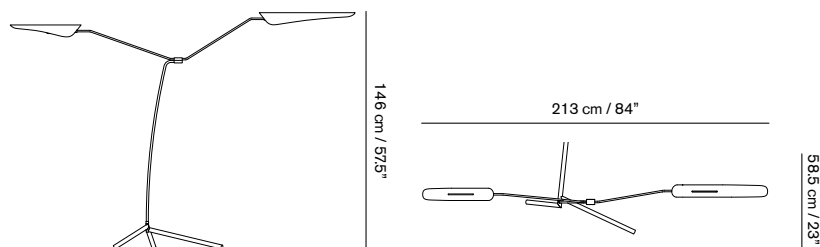
UL Standard at additional cost.

On/Off foot dimmer located on cord.

DIMENSIONS

213 L x 58.5 W x 146 cm H

84" L x 23" W x 57.5" H







No 213

SARUS SCONCE

As much sculpture as sconce, the cranes of the same name inspired the Sarus line. The Sarus Sconce is a dramatic, wall-mounted sconce with an impressive "wingspan." The shades rotate to cast light up or down.

SHADE AND WALL MOUNT

Powder coated aluminum

ARMS

Chrome plated steel

HARDWARE

Chrome plated brass

SHADE COLOR

● Black

● Ivory

● Pewter

Wall mount same color as shade.

Custom colors available at additional cost.

LAMP

US/Canada: T10 frost tubular
60W max

Europe: Osram Halolux Ceram
E27 base, 60 watt max

WATTAGE

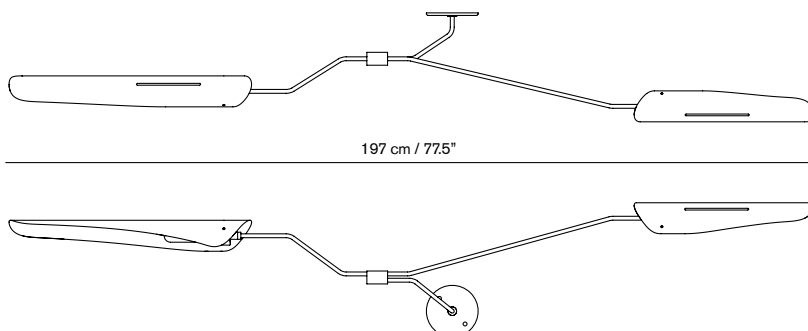
120 watts

WEIGHT

5.5 lbs / 2.5 kg

REMARKS

Hardwired only.



197 cm / 77.5"

26 cm / 10.5"

33 cm / 13"

DIMENSIONS

197 W x 26 D x 33 cm H
Wall Mount Diameter: 13 cm

77.5" W x 10.5" D x 13" H
Wall Mount Diameter: 5"



No 430

HENNEN MOBILE

The Hennen Mobile is a large-scale ceiling fixture comprised of two elongated tiers offset from one another while suspended from a chrome-plated steel rod. The tiers are comprised of one long and one

short shade. The slightly curved shades are laser cut aluminum that emits a warm light. Use multiple fixtures for a bigger impact.

FRAME & HARDWARE

Chrome plated steel

SHADES

Powder coated aluminum

CEILING MOUNT

Powder coated steel to match shade color.

SHADE COLOR

○ Hi Gloss White

Custom colors available at additional cost.

LAMP

US/Canada: T10 tubular 60W max
Europe: Osram Halolux Ceram
E27 base, 60 watt max

WATTAGE

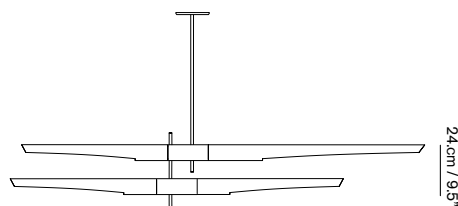
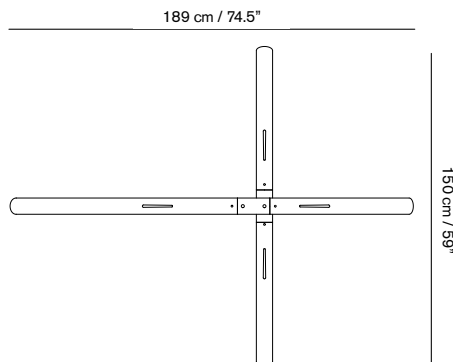
240 watts

WEIGHT

10 lbs / 4.5 kg

REMARKS

Specify drop length.
Fixture cannot be customized, except for color.



DIMENSIONS

Top tier: 189 cm / 74.5"
Bottom tier: 150 cm / 59"

Ceiling mount: 13 cm / 5"





No 431

HENNEN SOLO

The Hennen Solo combines two elongated shades with an armature to create one long linear tier. Whether it's a large or small version, the Hennen Solo is perfectly suited for an office setting and architectural use.

Used in multiples, they form a dramatic presence.

FRAME

Chrome plated steel

SHADE COLOR

○ Hi Gloss White

LAMP

US/Canada: T10 tubular 60W max
Europe: Osram Halolux Ceram
E27 base, 60 watt max

WEIGHT

10 lbs / 4.5 kg

SHADES

Powder coated aluminum

Custom colors available at additional cost.

WATTAGE

120 watts

REMARKS

Specify drop length.
Specify small or large tier.
Fixture cannot be customized, except for color.

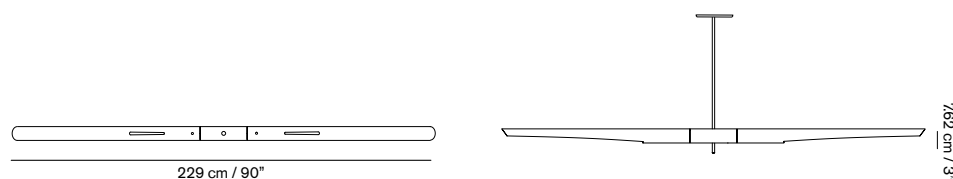
CEILING MOUNT

Powder coated steel to match shade color.

DIMENSIONS

Large tier: 229 cm / 90"
Small tier: 150 cm / 59"

Ceiling mount: 13 cm / 5"





No 432

HENNEN CROSS

The Hennen Cross is a sleek, tiered ceiling fixture. The Hennen can be configured with small or large tiers and can be arranged at any angle. The cross form allows the light to spread across a larger area.

FRAME & HARDWARE

Chrome plated steel

SHADES

Powder coated aluminum

CEILING MOUNT

Powder coated steel to match shade color.

SHADE COLOR

○ Hi Gloss White

Custom colors available at additional cost.

LAMP

US/Canada: T10 tubular 60W max
Europe: Osram Halolux Ceram
E27 base, 60 watt max

WATTAGE

120 watts per tier..

WEIGHT

10 lbs / 4.5 kg

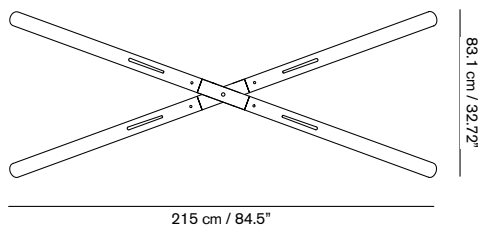
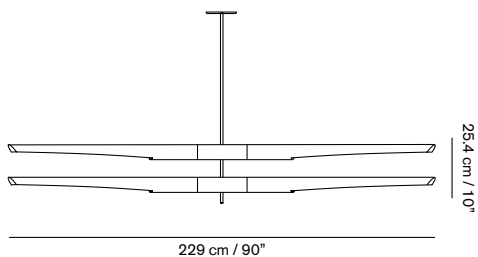
REMARKS

Specify number of tiers.
Two tier minimum.
Specify small or large tiers.
Specify drop length.
Fixture cannot be customized, except for color.

DIMENSIONS

Large tier: 229 cm / 90"
Small tier: 150 cm / 59"

Ceiling mount: 13 cm / 5"







No 434

KOPRA CLUSTER

The Kopra Cluster enlarges the Boi shade and groups them together in varying sizes to create a symmetrical organic form. Shades are made of powder coated steel and suspended from a powder coated steel drop.

The circular shades are open at both the top and bottom and also rotate to direct light where it's needed.

FRAME

Powder coated steel

SHADES

Powder coated steel

CEILING MOUNT

Powder coated steel to match shade color.

SHADE & FRAME COLOR:

- Hi Gloss Black
- Hi Gloss White

Custom colors available at additional cost.

LAMP

US/Canada: G16.5, white globe bulb-candelabra base 20W recommended, 40W max
Europe: E14 Golf Ball 40W max, E14 Candle 40W max

WATTAGE

400 watts

WEIGHT

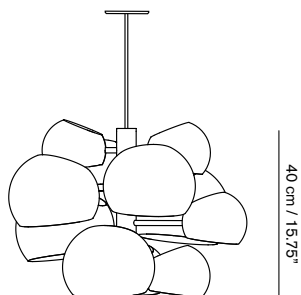
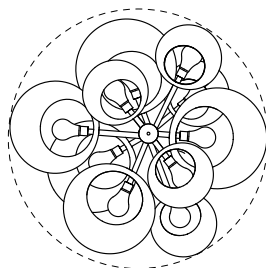
Less than 30 lbs / 13.6 kg

REMARKS

Specify drop length. Fixture height is non adjustable on site.

Fixture cannot be customized except for color.

55 cm / 22" diameter



40 cm / 15.75"

DIMENSIONS

Approx diameter: 55 cm / 22"
Ceiling mount: 13 cm / 5"



No 433

KOPRA BURST

The Kopra Burst expands the form of the Kopra Cluster so that it feels unpredictable and random. Boi shades of various sizes are powder coated and suspended. The circular shades are open at both

the top and bottom and also swivel to direct light where it's needed.

FRAME

Powder coated steel

SHADES

Powder coated steel

CEILING MOUNT

Powder coated steel to match shade color.

SHADE & FRAME COLOR:

- Hi Gloss Black
- Hi Gloss White

LAMP

US/Canada: G16.5, white globe bulb candelabra base 20W recommended, 40W max
Europe: E14 Golf Ball 40W max, E14 Candle 40W max

WATTAGE

600 watts

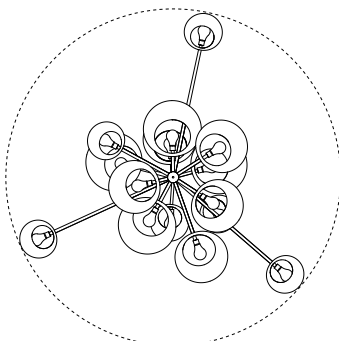
WEIGHT

Less than 30 lbs / 13.6 kg

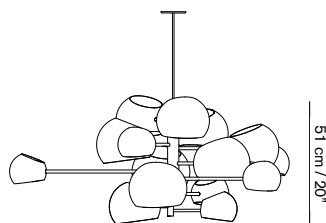
REMARKS

Specify drop length. Fixture height is non adjustable on site.

Fixture cannot be customized except for color.



131 cm / 52" diameter



51 cm / 20"

DIMENSIONS

Approx Diameter: 131 cm / 52"

Ceiling Mount Diameter: 13 cm / 5"



No 418

TRI BOI CHANDELIER

A dramatic addition to any space, the Tri Boi features a chrome-plated frame with three arms on each tier. The circular shades rotate to direct light where it's needed. Tri Boi tiers are available in four standard diameters

or can be customized to client specifications. Further customization allows different diameters on each tier.

FRAME

Chrome plated steel

SHADES

Powder coated steel

CABLE HUBS

Chrome plated brass

CEILING MOUNT

Powder coated aluminum to match shade color.

SHADE COLOR

- Black
- Ivory
- Orange

Custom colors available at additional cost.

LAMP

US/Canada: G16.5, white globe bulb candelabra base 60W max
Europe: E14 Golf Ball 60W max, E14 Candle 60W max

WATTAGE

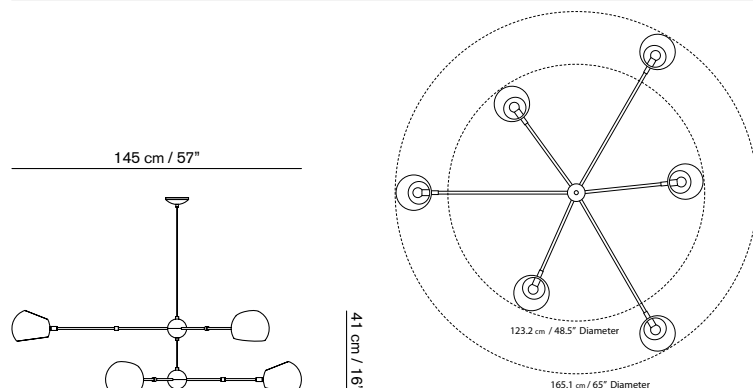
180 watts per tier

WEIGHT

25 lbs / 11.5 kg
Depends on number of tiers.

REMARKS

Specify drop length.
Specify 2,3,4 or more tiers & diameter of each tier.
Two tier minimum.
Tiers can be different diameters.



DIMENSIONS

Tiers available in four diameters:
100cm / 123cm / 145cm / 165cm
39.5" / 48.5" / 56.5" / 65"
Or specify custom diameter.

Ceiling Mount: 13 cm / 5"



No 419

OVAL BOI CHANDELIER

A graceful and balanced fixture, the Oval Boi features a chrome-plated frame with two arms on the top tier and four arms on the bottom tier. The circular shades are open on the top and bottom and emit a warm light.

Oval Boi tiers are available in four diameters but can also be customized.

FRAME

Chrome plated steel

SHADES

Powder coated steel

CABLE HUBS

Chrome plated brass

CEILING MOUNT

Powder coated aluminum to match shade color.

SHADE COLOR

- Black
- Ivory
- Orange

Custom colors available at additional cost.

LAMP

US/Canada: G16.5, white globe bulb candelabra base 60W max
Europe: E14 Golf Ball 60W max, E14 Candle 60W max

WATTAGE

360 watts

WEIGHT

25 lbs / 11 kg or less
Depends on number of tiers.

REMARKS

Specify drop length.
Specify tier diameter.

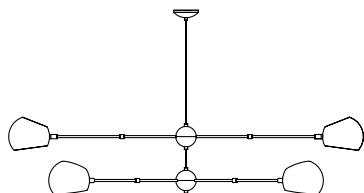
DIMENSIONS

Tiers available in four diameters:
100 cm / 123 cm / 145 cm / 164 cm
39.5" / 48.5" / 56.5" / 64.5"
Or specify custom diameter.

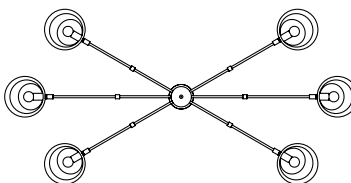
Ceiling Mount: 13 cm / 5"

164 cm / 64.5"

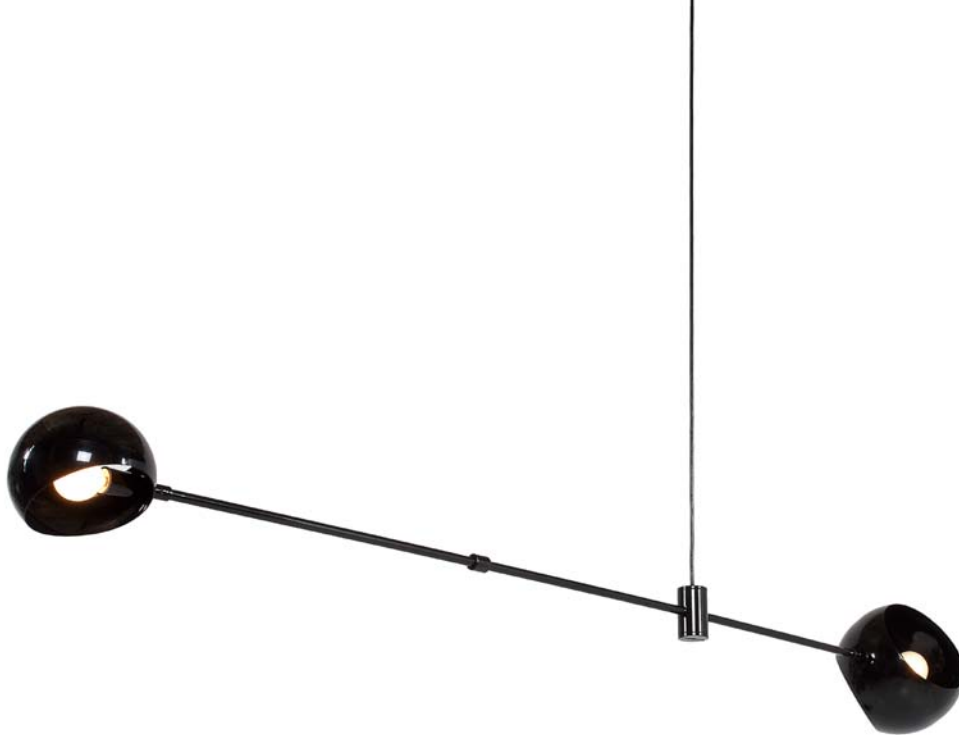
164 cm / 64.5"



36 cm / 14.2"



81 cm / 31.9"



No 435

ACABA

The Acaba is comprised of two Boi shades with openings at the top and bottom. This slender, elongated fixture is suspended by an off-center counterweight connected to an electrical wire.

The powder coated steel circular shades rotate to direct light where it's needed. Use multiples to create a more dramatic effect.

FRAME

Powder coated steel

SHADES

Powder coated steel

CEILING MOUNT

Powder coated steel to match shade color.

SHADE & FRAME COLOR

- Hi Gloss Black
- Hi Gloss White

Custom colors available at additional cost.

LAMP

US/Canada: (1) G16.5, white globe bulb-candelabra base 60W max & (1) A19 standard bulb, 60W max
Europe: (1) E14 Golf Ball 60W max, E14 Candle 60W max & (1) E27 GLS 60W

WATTAGE

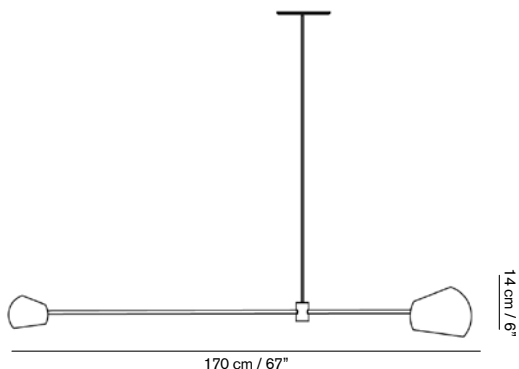
120 watts

WEIGHT

8 lbs / 4 kg

REMARKS

Specify drop length.



DIMENSIONS

Length: 170 cm / 67"
Ceiling mount: 13 cm / 5"



No 427

OSEO

Delicately balanced with an off-center counterweight, the Oseo is a dramatic single tier fixture. The Oseo features a powder coated steel frame and shades. Boi shades swivel to direct light where it's needed.

FRAME

Powder coated steel

SHADES

Powder coated steel

CEILING MOUNT

Powder coated aluminum to match shade color.

CABLE

Stainless steel

SHADE & FRAME COLOR

● Black
● Ivory

Custom colors available at additional cost.

LAMP

US/Canada: G16.5, white globe bulb candelabra base 60W max
Europe: E14 Golf Ball 60W max, E14 Candle 60W max

WATTAGE

180 watts

WEIGHT

10 lbs / 4.5 kg

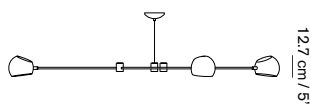
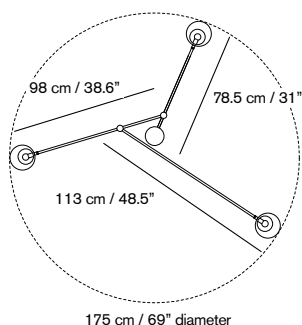
REMARKS

Specify drop length.

DIMENSIONS

175 cm / 69" diameter
13 cm / 5" profile
(does not include drop)

Ceiling Mount: 13 cm / 5"





No 209

BOI SCONCE

Featuring a handcrafted shade with openings at both the top and the bottom, the Boi Sconce is a luminous piece that allows light to flow through the entirety of the fixture. The shade rotates to direct light horizontally

as well as vertically. Use multiples for a more dramatic effect.

SHADE

Powder coated steel

WALL MOUNT

Powder coated aluminum

HARDWARE

Chrome plated brass

SHADE COLOR

- Matte Black (ivory interior)
- Ivory
- Orange
- Hi Gloss Black (black interior)
- Hi Gloss White (white interior)

Custom colors available at additional cost.

LAMP

US/Canada: G16.5, white globe bulb candelabra base 60W max
Europe: E14 Golf Ball 60W max, E14 Candle 60W max

WATTAGE

60 watts max

WEIGHT

2 lbs / 1 kg

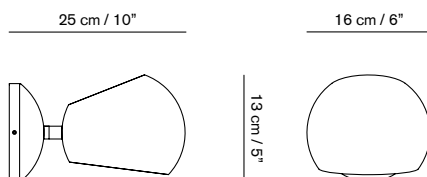
REMARKS

Hardwired to wall switch is standard.
Switch on wall mount available at additional cost.

DIMENSIONS

25 D x 16 W x 13 cm H
Wall Mount Diameter: 13 cm

10" D x 6" W x 5" H
Wall Mount Diameter: 5"



No 118



BOI DESK LAMP

The Boi Desk Lamp relies on the minimalist sophistication of circular forms seen in the shade and weighted ring base. With openings at the top and bottom of the shade, the lamp casts a light that is

perfect for reading, as well as creating a room-filling glow.

FRAME

Chrome plated steel

SHADE

Powder coated steel

BASE

Powder coated steel

SHADE COLOR

● Black

● Ivory

● Orange

Custom colors available at additional cost.

LAMP

US/Canada: G16.5, white globe bulb-candelabra base 60W max
Europe: E14 Golf Ball 60W max, E14 Candle 60W max

WATTAGE

60 watts max

WEIGHT

4.1 lbs / 2 kg

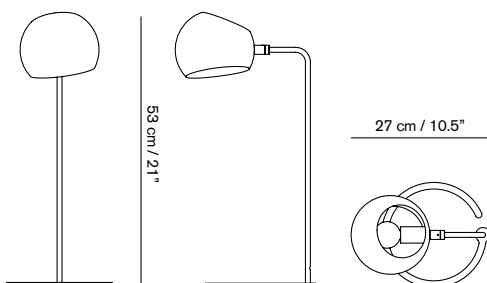
REMARKS

On/Off switch on cord.

DIMENSIONS

27 D x 20 W x 53 cm H

10.5" D x 8" W x 21" H





No 307



CEMENT STANDING LAMP

The Cement Shell Standing Lamp features a cast cement base and a shade that rotates to direct light where it's needed most.

FRAME

Stainless steel

SHADE

Powdercoated aluminum or steel

SHADE STYLE

Shell Shade, or
Boi Shade

BASE

Cast cement

SHADE COLORS

- Black
- Ivory
- Orange (Boi only)

BASE COLORS

- Natural Cement
- Dark Cement

Custom colors available at
additional cost.

LAMP

US/Canada: G16.5, white globe
bulb-candelabra base 40W max
Europe: E14 Golf Ball 40W max,
E14 Candle 40W max

WATTAGE

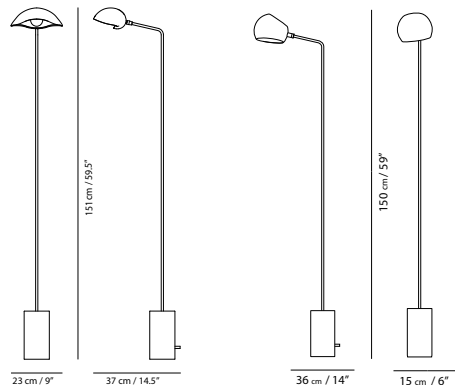
40 watts

WEIGHT

20 lbs / 9 Kg

REMARKS

On/Off dimmer switch on cord.



DIMENSIONS: SHELL

151 H x 37 D x 23 W cm
59.5" H x 14.5" D x 9" W

DIMENSIONS: BOI

150 H x 36 D x 15 W cm
59" H x 14" D x 6" W





No 425

TORROJA CROSS CHANDELIER

The Torroja Cross is named after Spanish structural engineer Eduardo Torroja, whose extended hyperboloid forms for Madrid's Hippodrome inspired the shape of the shade.

The Torroja can be fully customized to client specifications, including custom tier lengths, and with as many tiers as the space will allow.

FRAME & HARDWARE

Chrome plated steel

SHADES

Powder coated aluminum

CEILING MOUNT

Powder coated steel to match shade color.

SHADE COLOR

- Black
- Ivory
- Orange

Custom colors available at additional cost.

LAMP

US/Canada: T10 tubular 60W max
Europe: Osram Halolux Ceram
E27 base, 60 watt max

WATTAGE

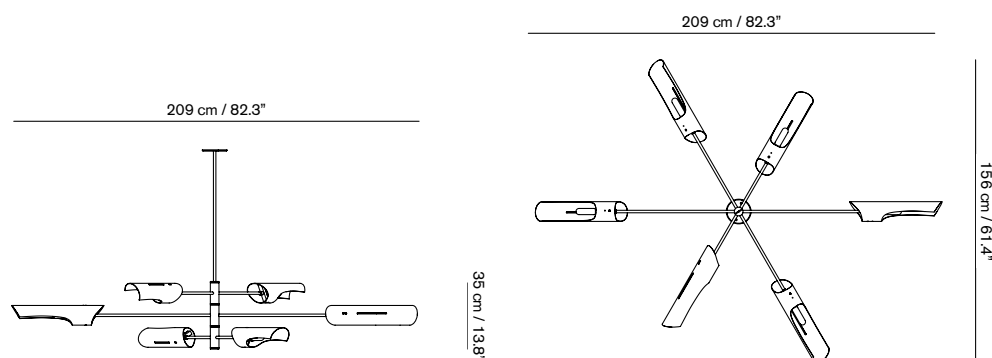
120 watts per tier.

WEIGHT

25 - 50 lbs / 11.5 - 22.5 kg;
Depends on number of tiers.

REMARKS

Specify number of tiers. Two tier minimum.
Specify drop length.



DIMENSIONS

Min. length of tier: 132 cm / 52"
Max. length of tier: 325 cm / 128"

Ceiling mount: 13 cm / 5"



No 309

TORROJA STANDING LAMP

A dramatic sculptural piece, the Torroja Standing Lamp features a six-foot tall-chrome plated frame with two arms that extend over its base. The tubular shades rotate to cast light where it's wanted.

FRAME & HARDWARE

Chrome plated steel

SHADES

Powder coated aluminum

SHADE COLOR

- Black
- Ivory
- Orange

Custom colors available at additional cost.

LAMP

US/Canada: T10 frost tubular
60W max
Europe: Osram Halolux Ceram
E27 base, 60 watt max

WATTAGE

120 watts

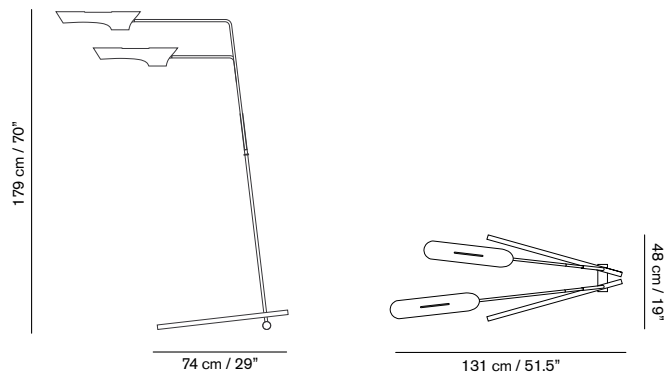
WEIGHT

25 lbs / 11 kg

REMARKS

UL standard at additional cost.

On/Off dimmer switch located on cord.



DIMENSIONS

Base: 48 W x 74 cm D
179 H x 131 D cm

Base: 19" W x 29" D
70" H x 51.5" D



No 429

HANGING TORROJA MOBILE

We've added Torroja shades to the Hanging Mobile to create a powerful and bold statement. The Torroja Mobile is custom-crafted to client specifications. With a minimum of two tiers, the Torroja Mobile can extend

both horizontally and vertically as far as the space will allow. Tiers balance effortlessly on an asymmetrical axis to allow gentle movement.

FRAME & HARDWARE

Chrome plated steel

SHADES & CEILING MOUNT

Powder coated aluminum

CABLE & BOXES

Polished aluminum boxes
Stainless steel cable

SHADE COLOR

- Black
- Ivory
- Orange

Custom colors available at additional cost.

LAMP

US/Canada: T10 tubular 60W max
Europe: Osram Halolux Ceram
E27 base, 60 watt max

WATTAGE

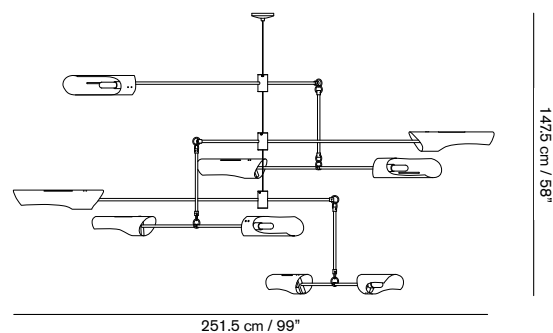
180 watts per tier

WEIGHT

Less than 50 lbs / 23 kg;
Depends on number of tiers.

REMARKS

Specify number of tiers. Two tier minimum.
Specify drop length.




DIMENSIONS

Each piece is custom crafted to client specifications.

Maximum diameter: 3 m / 10 ft

Ceiling mount: 12 cm / 4.75"





No 405

HANGING MOBILE

Each Hanging Mobile is custom-crafted to client specifications. With a minimum of two tiers, the Hanging Mobile can extend both horizontally and vertically, as far as the space will allow.

Tiers balance effortlessly on an asymmetrical axis to allow gentle movement and shades rotate to direct light where it's most needed.

FRAME & HARDWARE

Chrome plated steel

SHADES & CEILING MOUNT

Powder coated aluminum

CABLE & BOXES

Polished aluminum boxes
Stainless steel cable

SHADE COLOR

● Black
● Ivory

Ceiling mount to match shade color.

Custom colors available at additional cost.

LAMP

US/Canada: A19 or A15 60W max.
LED Bulb: Lemnis Pharox 400
Flame A19, 8 watt.
Europe: E27 GLS 60W max

WATTAGE

180 watts per tier.

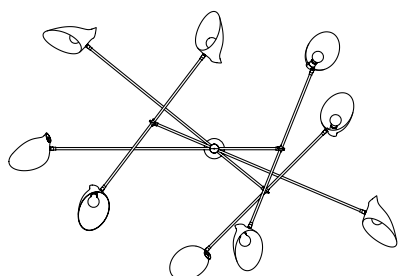
WEIGHT

Less than 50 lbs / 23 kg;
Depends on number of tiers.

REMARKS

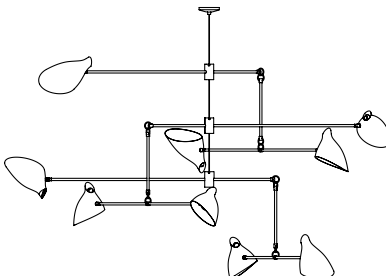
Specify number of tiers. Two tier minimum.
Specify drop length.

219 cm / 86"



152 cm / 60"

219 cm / 86"

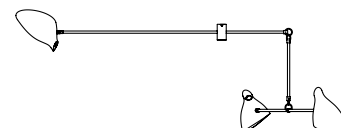


123 cm / 48.5"

DIMENSIONS

Each piece is custom crafted to client specifications.
Maximum diameter is 3 m / 10 ft
Ceiling mount 12 cm / 4.75"

186 cm / 73"



69 cm / 27"



No 407

CROSS CABLE CHANDELIER

A versatile hanging piece, the Cross Cable Mobile features a chrome-plated frame and shades that rotate to direct light where it's needed. The Cross Cable can be fully customized with longer or shorter

tiers, and with additional tiers so that it's the perfect fit for any space.

FRAME & HARDWARE

Chrome plated steel

SHADES & CEILING MOUNT

Powder coated aluminum.

CABLE & BOXES

Polished aluminum
Stainless steel cable

SHADE COLOR

● Black
● Ivory

Ceiling mount to match shade color.

Custom colors available at additional cost.

LAMP

US/Canada: A19 or A15 60W max
LED bulb: Lemnis Pharos 400
Flame A19, 8 watt Europe: E27
GLS 60W max

WATTAGE

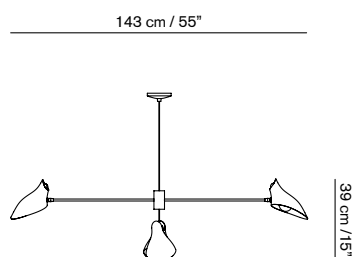
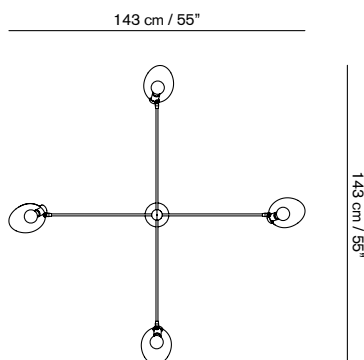
120 watts per tier

WEIGHT

10 lbs / 4.5 kg
Depends on number of tiers.

REMARKS

Specify number of tiers. Two tier minimum.
Specify tier lengths.
Specify drop length.



DIMENSIONS

Standard tier length:
143x143 cm / 55"x55"

Ceiling mount: 13 cm / 5"

Tiers can be customized up to
244 cm / 96"

No 114



LEDA DESK LAMP

The Leda casts a bright, focused light ideal for reading and writing. This lamp features a steel ring base, a subtly curved neck and a Bottle shade that rotates to direct light where it's needed.

FRAME

Chrome plated steel

SHADE

Powder coated aluminium

BASE

Powder coated steel to match shade.

SHADE COLOR

● Black

● Ivory

Custom colors available at additional cost.

LAMP

US/Canada: A19 or A15 60W max

LED bulb: Lemnis Pharox 400

Flame A19, 8 watt

Europe: E14 Golf Ball 60W max

E14 Candle 60W max

WATTAGE

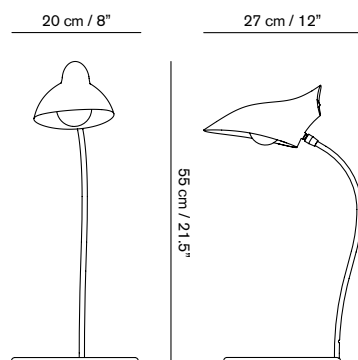
60 watts max

WEIGHT

3.3 lbs / 1.5 Kg

REMARKS

On/Off switch on cord.



DIMENSIONS

27 D x 20 W x 55 cm H

10" D x 8" W x 21.5" H





No 202

ONE ARM SCONCE

The One Arm Sconce is a versatile lamp featuring an adjustable arm which moves effortlessly from side to side. The handcrafted aluminum Bottle shade has a wide range of motion, directing light where needed.

SHADE

Powder coated aluminum

ARMS & HARDWARE

Chrome plated steel

WALL MOUNT

Painted poplar with with annodized aluminum mounting ring

SHADE & WALL MOUNT COLOR

● Black

● Ivory

Custom colors available at additional cost.

LAMP

US/Canada: A19 or A15 60W max

LED Bulb: Lemnis Pharox 400

Flame A19, 8 watt

Europe: E14 Golf Ball 60W max

E14 Candle 60W max

WATTAGE

60 watts

WEIGHT

3 lbs / 1.4 kg

REMARKS

US/Canada: Switch on shade.

EU: Hardwired only.

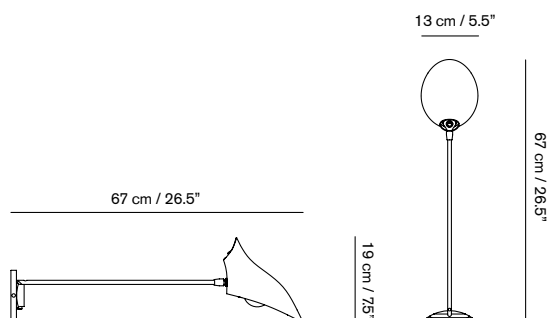
DIMENSIONS

67 D x 13 W x 19 cm H

Wall Mount Diameter: 11 cm

26.5" D x 5.5" W x 7.5" H

Wall Mount Diameter: 4.5"





No 203

TWO ARM SCONCE

The Two Arm Sconce offers maximum flexibility—the two adjustable arms move from side to side. Rotating shades are similarly equipped with a wide range of motion, providing ample light where needed.

SHADES

Powder coated aluminum

ARMS & HARDWARE

Chrome plated steel

WALL MOUNT

Painted poplar with anodized aluminum mounting ring

SHADE & WALL MOUNT COLOR

- Black
- Ivory

Custom colors available at additional cost.

LAMP

US/Canada: A19 or A15 60W max
LED Bulb: Lemnis Pharos 400
Flame A19, 8 watt
Europe: E14 Golf Ball 60W max
E14 Candle 60W max

WATTAGE

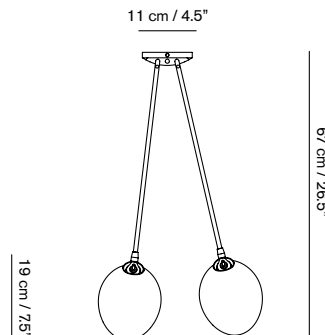
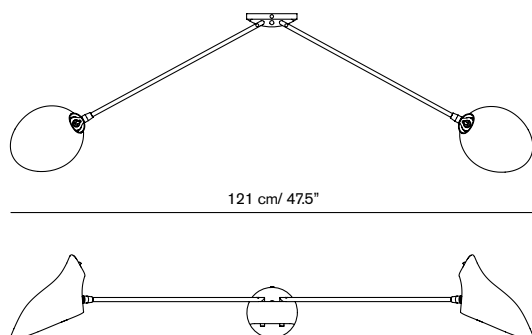
120 watts

WEIGHT

3.5 lbs / 1.6 kg

REMARKS

US/Canada: Switch on shade.
EU: Hardwired only.



DIMENSIONS

67 D x 121 W x 19 cm H
Wall Mount Diameter: 11 cm

26.5" D x 47.5" W x 7.5" H
Wall Mount Diameter: 4.5"



No 109



ADJUSTABLE ARC DESK LAMP

The Adjustable Arc features a curved, counterweighted arm that adjusts up and down to desired height. A spun aluminum shade rotates on a ball joint allowing for strong and focused directional light.

FRAME

Chrome plated steel

SHADE

Powder coated aluminum

TIGHTENER BALL

Black phenolic plastic

SHADE COLOR

● Black

● Ivory

Custom colors available at additional cost.

LAMP

US/Canada: A19 or A15 60W max.

LED Bulb: Lemnis Pharox 400

Flame A19, 8 watt.

Europe: E27 GLS 60W max

WATTAGE

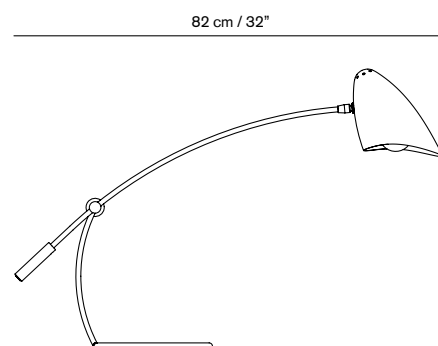
60 watts max

WEIGHT

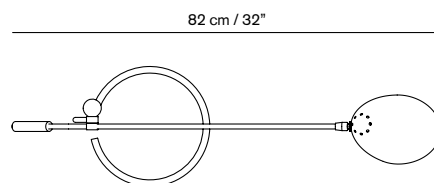
3 lbs / 1.4 kg

REMARKS

On/Off switch on cord.



53 cm / 21.5 "



82 cm / 32"

23 cm / 9"

DIMENSIONS

82 D x 23 W x 41 - 53 cm H

Adjusts up to 53 cm H

32" D x 9" W x 16" - 21.5" H

Adjusts up to 21.5" H



No 403

ALUMINUM BULLET CHANDELIER

The Aluminum Bullet Chandelier is a sleek, modern classic. The frame, comprised of four intersecting powder coated steel rods, conveys a sense of symmetry and balance.

The eight aluminum shades rotate to direct light where it's needed.

FRAME & CEILING MOUNT

Powder coated steel

SHADES

Anodized aluminum

HARDWARE

Chrome plated brass

FRAME & SHADE COLOR

- Black frame
- Silver shades

LAMP

US/Canada: A19 or A15 60W max.
LED Bulb: Lemnis Pharos 400
Flame A19, 8 watt Europe: E27
GLS 60W max

WATTAGE

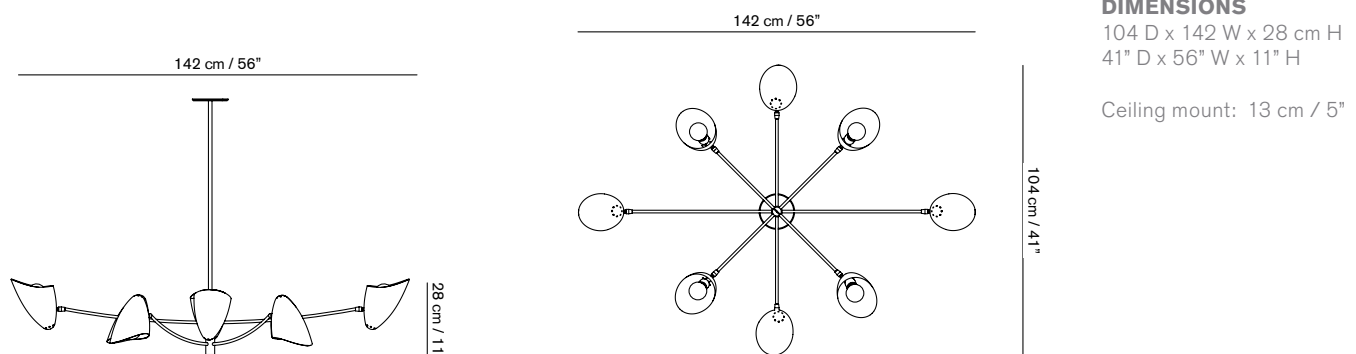
480 watts

WEIGHT

15 lbs / 6.8 kg

REMARKS

Specify drop length.







No 303

TRIPOD

Style meets function in this classic David Weeks floor lamp. The Tripod features three counterweighted arms that adjust up and down and swivel side to side.

Shades rotate to cast light where it's needed and make this lamp adaptable for any setting.

FRAME & HARDWARE

Chrome plated steel

SHADES

Powder coated aluminum

SHADE STYLE

Bottle shade, or
Bullet shade

SHADE COLOR

● Black

● Ivory

Custom colors available at
additional cost.

LAMP

US/Canada: A19 or A15 60W max

LED Bulb: Lemnis Pharox 400

Flame A19, 8 watt.

Europe: E27 GLS 60W max

WATTAGE

180 watts max

WEIGHT

15 lbs / 7 kg

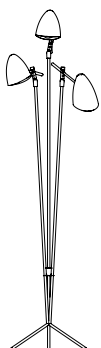
REMARKS

Bullet Shade: On/Off dimmer
switch on cord.

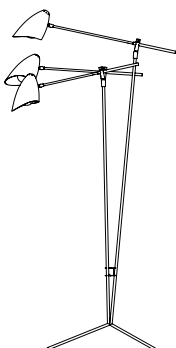
Bottle Shade: On/Off switch on
shade.

46 cm / 18"

89 cm / 35.5"



179 cm / 70.5"



DIMENSIONS

Base: 89 D x 46 cm W

Height: 179 cm (adjustable as
arms move)

Base: 35.5" D x 18" W

Height: 70.5" (adjustable as arms
move)

No 305

DOUBLE POD

The Double Pod is a standing lamp that features two counterweighted arms that adjust up and down and swivel side to side. Shades rotate to cast light where it's most needed, making it a perfect reading lamp.

FRAME & HARDWARE

Chrome plated steel

SHADES

Powder coated aluminum

SHADE STYLE

Bottle shade, or
Bullet shade

SHADE COLOR

● Black

● Ivory

Custom colors available at
additional cost.

LAMP

US/Canada: A19 or A15 60W max

LED Bulb: Lemnis Pharox 400

Flame A19, 8 watt.

Europe: E27 GLS 60W max

WATTAGE

120 watts

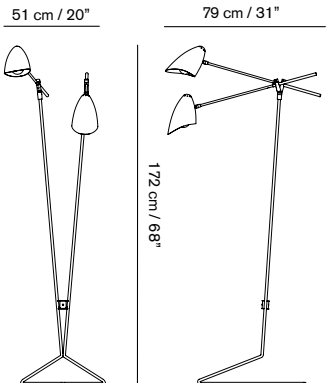
WEIGHT

15 lbs / 7 kg

REMARKS

Bullet Shade: On/Off foot dimmer
switch on cord.

Bottle Shade: On/Off switch on
shade.



DIMENSIONS

Base: 79 D x 51 cm W

Height: 172 cm (adjustable as
arms move)

Base: 31\" D x 20\" W

Height: 68\" (adjustable as arms
move)



© 2012 David Weeks Studio, LLC.
All rights reserved.

All fixtures are made at
David Weeks Studio in
Brooklyn, New York.

David Weeks Studio reserves all
rights to all objects it designs and
produces. No designs may be
reproduced in any form or material.

The information in this catalog was
correct at the time of printing.
David Weeks Studio reserves the
right to make changes in design
and construction or discontinue
products without prior notification.

DavidWeeksStudio.com
facebook.com/DavidWeeksStudio

**David
Weeks
Studio**

68 Jay Street, Suite 612A
Brooklyn, NY 11201
718.596.7945
718.596.7914 fax



spencer interiors
vancouver bc canada
telephone: 604.736.1378
www.spencerinteriors.ca